

# Resale Snapshot

## Resale Snapshot-MAY 2011\* (\$ in thousands)

Service	May 11	May 10	Diff.	FY11 YTD	FY10 YTD	Diff.
AAFES	\$685,800	\$641,590	+6.9%	\$2,850,740	\$2,681,580	+6.3%
NEXCOM	212,999	202,891	+5.0%	875,820	841,649	+4.1%
MCX	77,646	71,813	+8.1%	325,055	306,192	+6.2%
VCS	31,199	30,509	+2.3%	129,981	127,342	+2.1%
CGES	12,305	11,606	+6.0%	50,079	47,123	+6.3%
<b>TOTAL (Exchanges)</b>	<b>\$1,019,949</b>	<b>\$958,409</b>	<b>+6.4%</b>	<b>\$4,231,675</b>	<b>\$4,003,886</b>	<b>+5.7%</b>
Service	May 11	May 10	Diff.	FY11 YTD	FY10 YTD	Diff.
DeCA	\$498,669	\$500,082	-0.3%	\$3,960,910	\$3,932,777	+0.7%

Fiscal years vary by service, as do computation methods. Sales figures are provided by the services on a monthly basis. Some information provided by the services reflects incomplete sales totals or flash figures. Audited figures are used when provided by the services. Sales figures are approximates and are rounded off. AAFES, NEXCOM and MCX sales totals include gasoline, and fluctuations in prices can impact monthly and yearly performance. Exchange sales totals may not include concession sales. Totals may not agree because of rounding.

## AAFES Total Retail Sales

(\$ in thousands)

May 2011	\$631,210
May 2010	\$588,530
<b>% Change</b>	<b>+7.25%</b>

Source: AAFES May 2011 Flash Sales Report

## DeCA May 2011 Sales vs. May 2010 by Region

(\$ in thousands)

REGION	MAY 2011 SALES	MAY 2010 SALES	PERCENTAGE CHANGE
DeCA East	\$236,012	\$234,121	+0.8%
DeCA West	\$218,359	\$222,153	-1.7%
DeCA Europe	\$44,298	\$43,808	+1.1%
<b>Total</b>	<b>\$498,669</b>	<b>\$500,082</b>	<b>-0.3%</b>

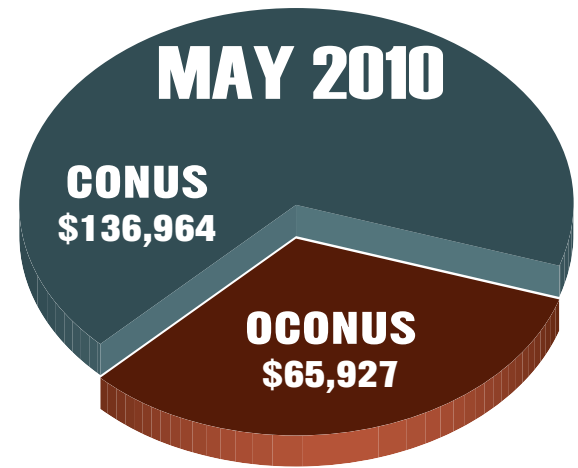
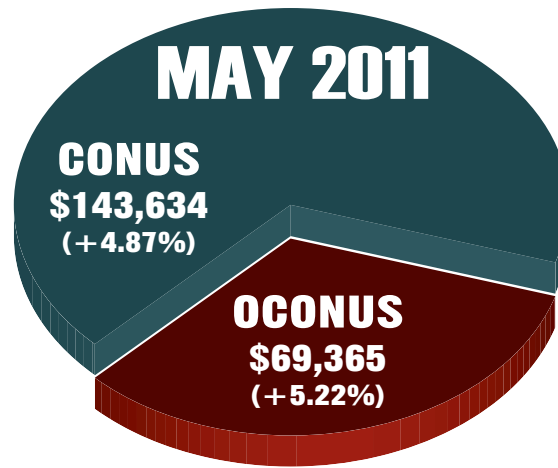
Source: DeCA May 2011 Flash Sales Report

## NEXCOM Total Exchange Sales May 2011 vs. May 2010, With % Change

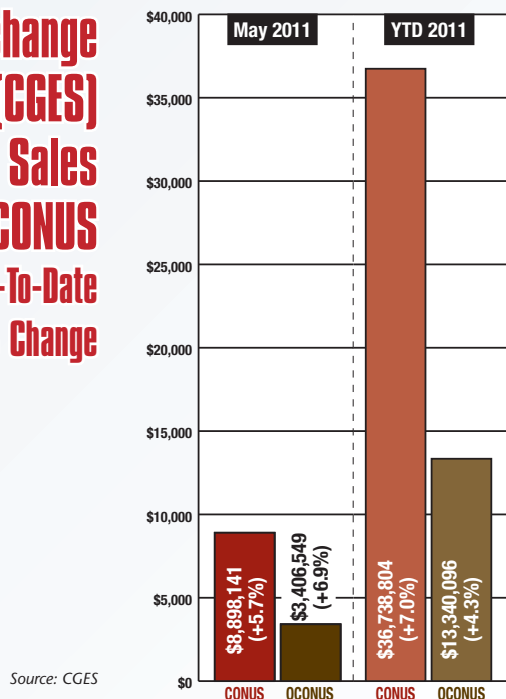
Source: NEXCOM

**Worldwide Total**  
(\$ in thousands)

May 2011:	\$212,999
May 2010:	\$202,891
<b>% Increase:</b>	<b>+4.98%</b>

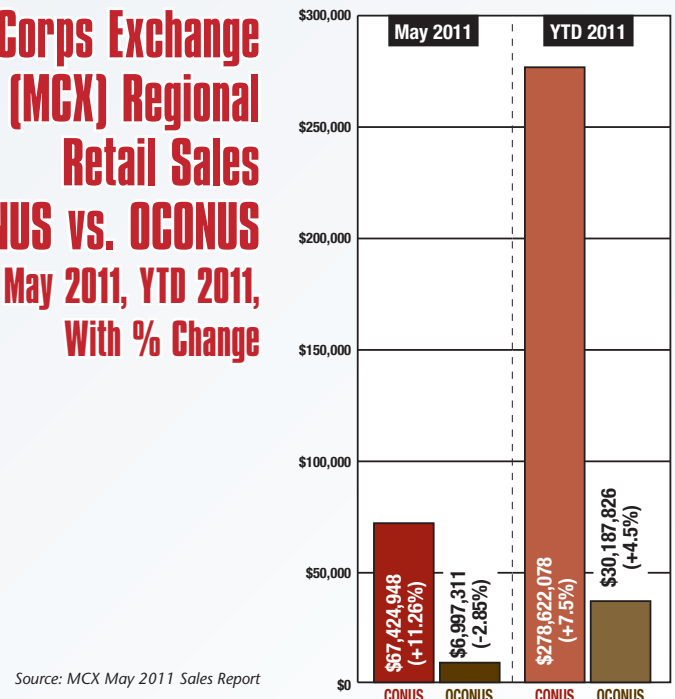


## Coast Guard Exchange System (CGES) Regional Sales CONUS vs. OCONUS By Month and Year-To-Date (YTD), with % Change



Source: CGES

## Marine Corps Exchange (MCX) Regional Retail Sales CONUS vs. OCONUS May 2011, YTD 2011, With % Change



Source: MCX May 2011 Sales Report

EXCHANGE and COMMISSARY NEWS/E and C NEWS/COMEX NEWS (ISSN 0014-4452) is published monthly by Executive Business Media, Inc., 825 Old Country Road, Westbury, N.Y. 11590. Periodicals postage paid at Westbury, N.Y., and additional offices. Subscriptions (U.S. and APO/FPO addresses)—\$10.00 a copy; convention/workshop/directory issues, \$65 each; \$105 per year regular mail; two years, \$160. Foreign rates on request. *Exchange and Commissary News* is the largest trade publication in the military exchange, commissary and subsistence field. Circulation audit by Audit Bureau of Circulations. This newspaper is privately owned and operated. An independent voice, it is not affiliated with or controlled by any supplier, manufacturer's representative, agent or advertising agency, or the Department of Defense. Opinions expressed are those of the publisher and editors. Reader opinion is welcome; letters must be signed, but names will be withheld on request.

©2011 Executive Business Media, Inc. All rights reserved. No material may be reproduced or reprinted by any means without written permission of the publisher.  
Postmaster: Send changes of address to E and C News, P.O. Box 1500, Westbury, NY 11590-0812